



TOYOTA

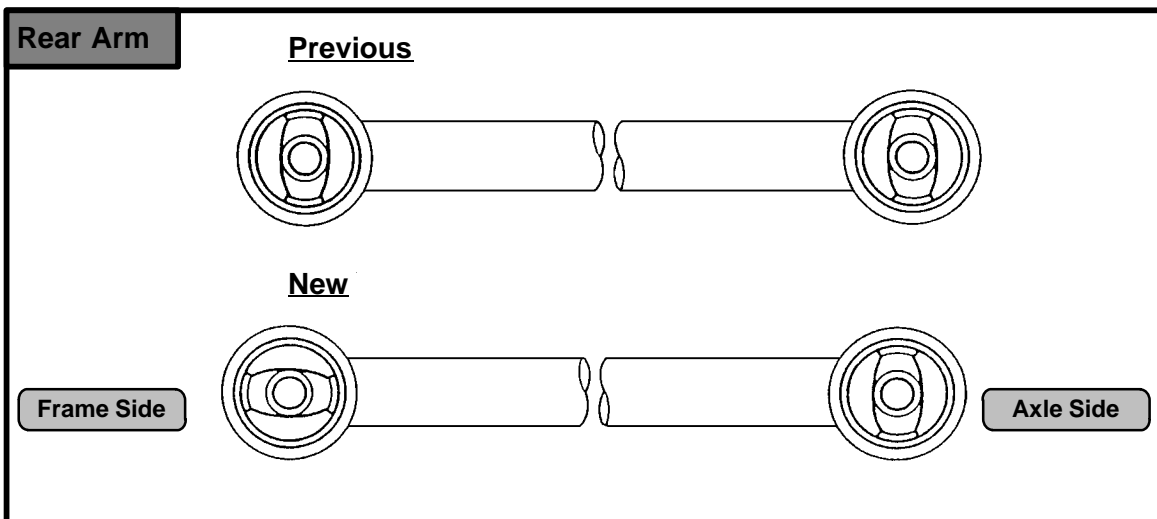
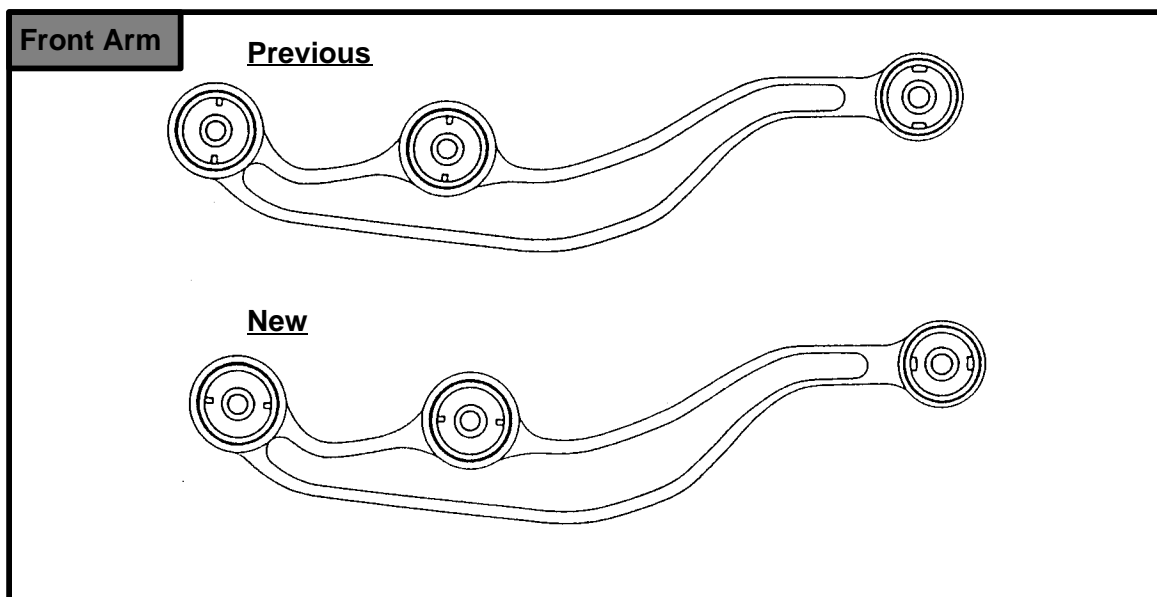
TECHNICAL SERVICE BULLETIN

REF.: SUSPENSION
NO.: SU005-96
DATE: JULY 19, 1996
MODEL: L-C

LAND CRUISER SUSPENSION BUSHING CHANGE

Page 1 of 2

If it becomes necessary to change or replace Land Cruiser front leading arm and rear lower control arm bushings, use following procedures.



PRODUCTION EFFECTIVE:

Front Leading Arm: JT3HJ85J*T0119255

Rear Lower Arm: JT3HJ85J*T0120117

PART NUMBER INFORMATION:

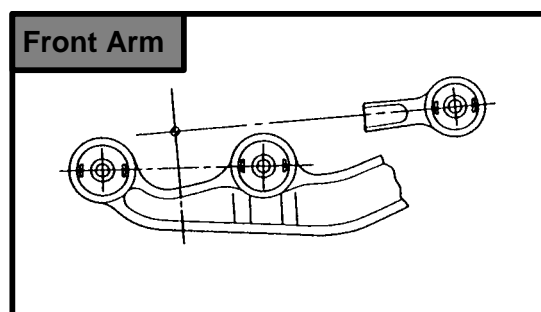
PREVIOUS PART NUMBER	NEW PART NUMBER	PART NAME
48610-60021	48610-60022	Arm Assembly, Leading
48061-60010	Same	Bushing Sub-Assy, Lower Arm
48702-60050	Same	Bushing Sub-Assy, Control Arm
48720-60011	48720-60012	Arm Assembly, Lower Control
48702-60040	Same	Bushing Assembly, Lower Control Arm

NOTE: The new parts should be replaced as left and right sets on previous vehicles. When replacing arm assemblies make sure the bushing orientation is the same on each side of the vehicle.

LEADING ARM BUSHING REPLACEMENT:

Using suitable adapters and a press replace the bushings in the leading arm.

CAUTION: Note orientation of replacement bushings



LOWER CONTROL ARM BUSHING REPLACEMENT:

Using suitable adapters and a press replace the bushings in the lower control arm.

CAUTION: Note orientation of replacement bushings.

